


TRUSST

Trusst offers trussing, clamps, and presentation solutions that add elegance and impact to events and productions while ensuring the highest standards of safety and value. Trusst trussing systems give you the tools to enhance events and live performances with ease of setup, maximum flexibility, maximum safety and maximum impact. Trusst offers straight and curved sections, corners, base plates, clamps, and accessories of varied dimensions and configurations to suit most design demands. Our truss sections are made from sturdy 6082-T6 alloy aluminum by certified SLV welders. All sections are inspected and certified to meet stringent TUV safety standards; they work seamlessly with other truss brands that utilize the same standard conical connectors. When speed and convenience are priorities, our portable Goal Post gives you the ability to build your set just about anywhere and quickly. Add even more visual impact and excitement to your show with collapsible and portable Glo Totem kits, and a collection of scrims that add durability and elegance to your truss and stands.



Add circles and custom arches to your rigs.
Strong, Easy, Reliable.

STRAIGHT SECTIONS



.25 m (0.82 ft) section CT290-402S

- Size: 11.42 x 11.42 in (290 x 290 mm)
- Weight: 8 lb (3.7 kg)

.5 m (1.64 ft) section CT290-405S

- Size: 11.42 x 11.42 in (290 x 290 mm)
- Weight: 11 lb (5 kg)

.75 m (2.46 ft) section CT290-407S

- Size: 11.42 x 11.42 in (290 x 290 mm)
- Weight: 13.9 lb (6.3 kg)

1 m (3.28 ft) section CT290-410S

- Size: 11.42 x 11.42 in (290 x 290 mm)
- Weight: 15.87 lb (7.2 kg)

1.5 m (4.92 ft) section CT290-415S

- Size: 11.42 x 11.42 in (290 x 290 mm)
- Weight: 21.16 lb (9.6 kg)

2 m (6.56 ft) section CT290-420S

- Size: 11.42 x 11.42 in (290 x 290 mm)
- Weight: 26.45 lb (12 kg)

2.5 m (8.2 ft) section CT290-425S

- Size: 11.42 x 11.42 in (290 x 290 mm)
- Weight: 33 lb (15 kg)

3 m (9.84 ft) section CT290-430S

- Size: 11.42 x 11.42 in (290 x 290 mm)
- Weight: 38.58 lb (17.5 kg)

ARC SECTIONS



3.0 m arc section CT290-430CIR-90

- Weight: 28.6 lb (13 kg)
- Outside diameter: 9.84 ft (3 m)
- Inside diameter: 8.20 ft (2.5 m)
- Arc: 90°



2.0 m arc section CT290-420CIR-90

- Weight: 21.6 lb (9.8 kg)
- Outside diameter: 6.56 ft (2 m)
- Inside diameter: 4.92 ft (1.5 m)
- Arc: 90°



1.5 m arc section CT290-415CIR-180

- Weight: 21.6 lb (9.8 kg)
- Outside diameter: 4.92 ft (1.5 m)
- Inside diameter: 3.28 ft (1 m)
- Arc: 180°

CORNERS



6-Way Corner
CT290-6WAYC

- Size: 11.42 x 11.42 in (290 x 290 mm)
- Weight: 18.30 lb (8.3 kg)



2-Way 120° Corner
CT290-4120C

- Size: 11.42 x 11.42 in (290 x 290 mm)
- Weight: 12.12 lb (5.5 kg)



2-Way 90° Corner
CT290-490C

- Size: 11.42 x 11.42 in (290 x 290 mm)
- Weight: 12.1 lb (5.5 kg)



3-Way 90° Corner
CT290-4390C

- Size: 11.42 x 11.42 in (290 x 290 mm)
- Weight: 16.53 lb (7.5 kg)



2-Way 135° Corner
CT290-4135C

- Size: 11.42 x 11.42 in (290 x 290 mm)
- Weight: 13.93 lb (6.3 kg)



3-Way "T" Junction
CT290-43TC

- Size: 11.42 x 11.42 in (290 x 290 mm)
- Weight: 14.33 lb (6.5 kg)



Versa Hinge
CT290-4VH

- Size: 11.42 x 11.42 in (290 x 290 mm)
- Weight: 18.6 lb (8.5 kg)

ACCESSORIES



6-Way Block Connector
CT-CONKIT6WAY



Conical Connector Set
CT-CONKIT



210 mm Spacer
CT290-4210SK



105 mm Spacer
CT290-4105SK



Base Plate Connector Set
CT-CONKITB



Connector Pins
CT-PIN12



1 m Pipe
CT-40110P




Speaker Stand Adapter
CT-CONSPK



Dolly Kit
CT290-DOLLYKIT

The Trusst CT290-DOLLYKIT is an all-in-one kit that includes two truss dollies, 10 truss spacers, and two ratchet straps. This lightweight and durable dolly kit easily holds straight truss for damage-free transport or storage. Features include 360° wrap around style clamps, plastic coated saddles to protect against scratches and large, heavy duty rubber coated ball bearing wheels. It safely handles Trusst CT290 straight sections of any length and any other 290 mm square truss sections.



VIDEO MOUNT



Universal TV Truss Mount
CT-UTVM

- Size: 27.2 x 0.6 x 8.6 in (690 x 15 x 219 mm)
- Weight: 6 lb (2.8 kg)
- Load Capacity: 200 lb
- Mounts 26 to 50" flat panel TVs
- Includes connecting hardware and two narrow clamps for 50 mm tubes



Adjustable Panel Point
CT-APP

- Size: 25.5 x 1.9 x 5.9 in (650 x 50 x 150 mm)
- Weight: 7.8 lb (3.5 kg)
- Load Capacity: 1,100 lb (500 kg)
- Mounts on top of a horizontal truss to create a hang point for video panels or other needs

BASE PLATES



30 in Base Plate
CT290-4130B

- Size: 30 x 30 in (762 x 762 mm)
- Weight: 31.70 lb (14.4 kg)



24 in Base Plate
CT290-4124B

- Size: 24 x 24 in (610 x 610 mm)
- Weight: 21.1 lb (9.6 kg)



16 in Base Plate
CT290-4116B

- Size: 16 x 16 in (406 x 406 mm)
- Weight: 9.0 lb (4.1 kg)



12 in Base Plate
CT290-4112B

- Size: 12 x 12 in (144 x 144 mm)
- Weight: 7.5 lb (3.4 kg)

CLAMPS



Swivel Coupler Lockable
CTC-50SCL

Load Capacity:
1,650 lb (750 kg)



Half-Coupler
CTC-50HC

Load Capacity:
1,650 lb (750 kg)



Narrow Half-Coupler
CTC-50HCN

Load Capacity:
1,650 lb (750 kg)



Keder Beam Clamp
CT-TENT

Load Capacity:
330 lb (150 kg)



35 mm Truss Clamp
CLP-35HC

Load Capacity:
165 lb (75 kg)
Fits : Goal Post Kit



Gripper Clamp
CTC-50G

Load Capacity:
550 lb (250 kg)



Scrim Clamp
CTC-35SCX2

Weight: 0.2 lb (0.1 kg)
Fits: 1.38-1.5 in (35-38 mm)
Two clamps per package



Crank Tower CT-CS60

The Trusst Crank Tower CT-CS60 is a crank up tower stand with a maximum height of six m (19.7') and the ability to lift and support up to 250 kg (550 lb). Constructed almost entirely of metal, there are no plastic parts to break or strip. As versatile as it is dependable, the crank tower can be easily adjusted to fit multiple sizes of truss. Other features include rubber-coated feet and polyurethane wheels that protect flooring surfaces from scratches.

- Weight: 242 lb (110 kg)
- Load Capacity: 550 lb (250 kg)
- Max. Height: 19.7 ft (6 m)
- Base Footprint: 7.5 x 7.5 ft (2.2 x 2.2 m)

Crank Stand

CT-CS30

The Trusst Crank Stand CT-CS30 is a lightweight tripod stand with a sturdy all metal construction, geared towards production companies and mobile entertainers. It uses an internal cable winch to support and raise truss, speakers, and lights with ease. The tension knob and safety pin prevent the mast load from coming down uncontrollably in case of cable failure. The crank winch has a built-in brake and a folding handle for safety and ease of use. The M12 threaded top hole accepts a Trusst CTC-50HC clamp to easily support lighting bars. An included adjustable T-bar adaptor fits multiple truss sizes. A 35 mm top mast allows for direct attachment of a speaker cabinet-no adaptor needed. Hard rubber feet help protect flooring surfaces from scratches. Comes fully assembled.

- Weight: 33 lb (15 kg)
- Load Capacity: 132 lb (60 kg)
- Tube diameter: 35mm (1.4in)
- Height: 5.64 to 9.84 ft (1.72 to 3.0 m)

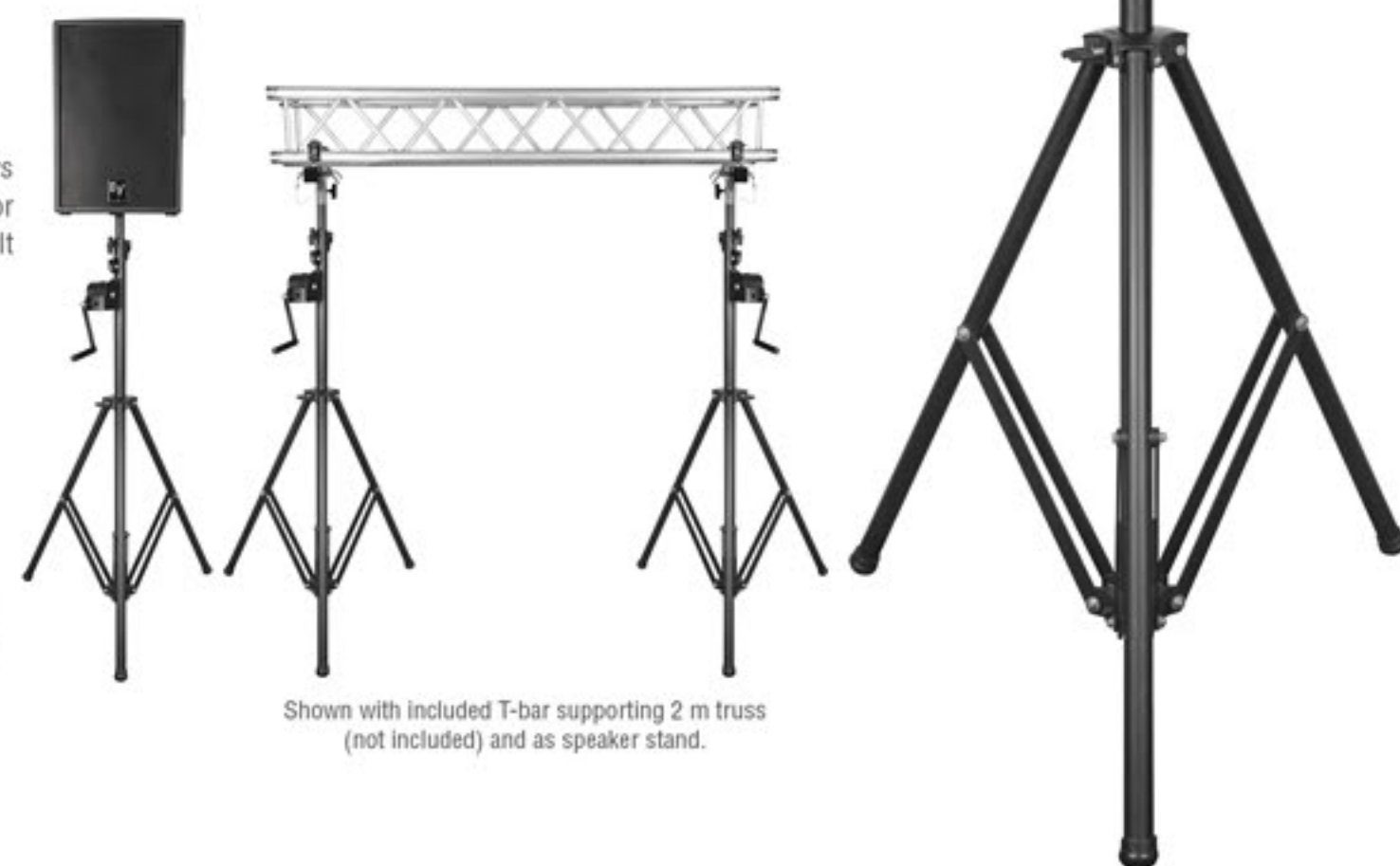
CHS-TR3 Gear Bag

The Trusst CHS-TR3 bag is designed to carry a tripod or crank stand. It allows you to protect your investment with a strong ballistic nylon exterior and interior padding. It easily transports your gear using two conveniently placed handles. It has an exterior zipper pouch that fits accessories or a T-Bar adaptor.

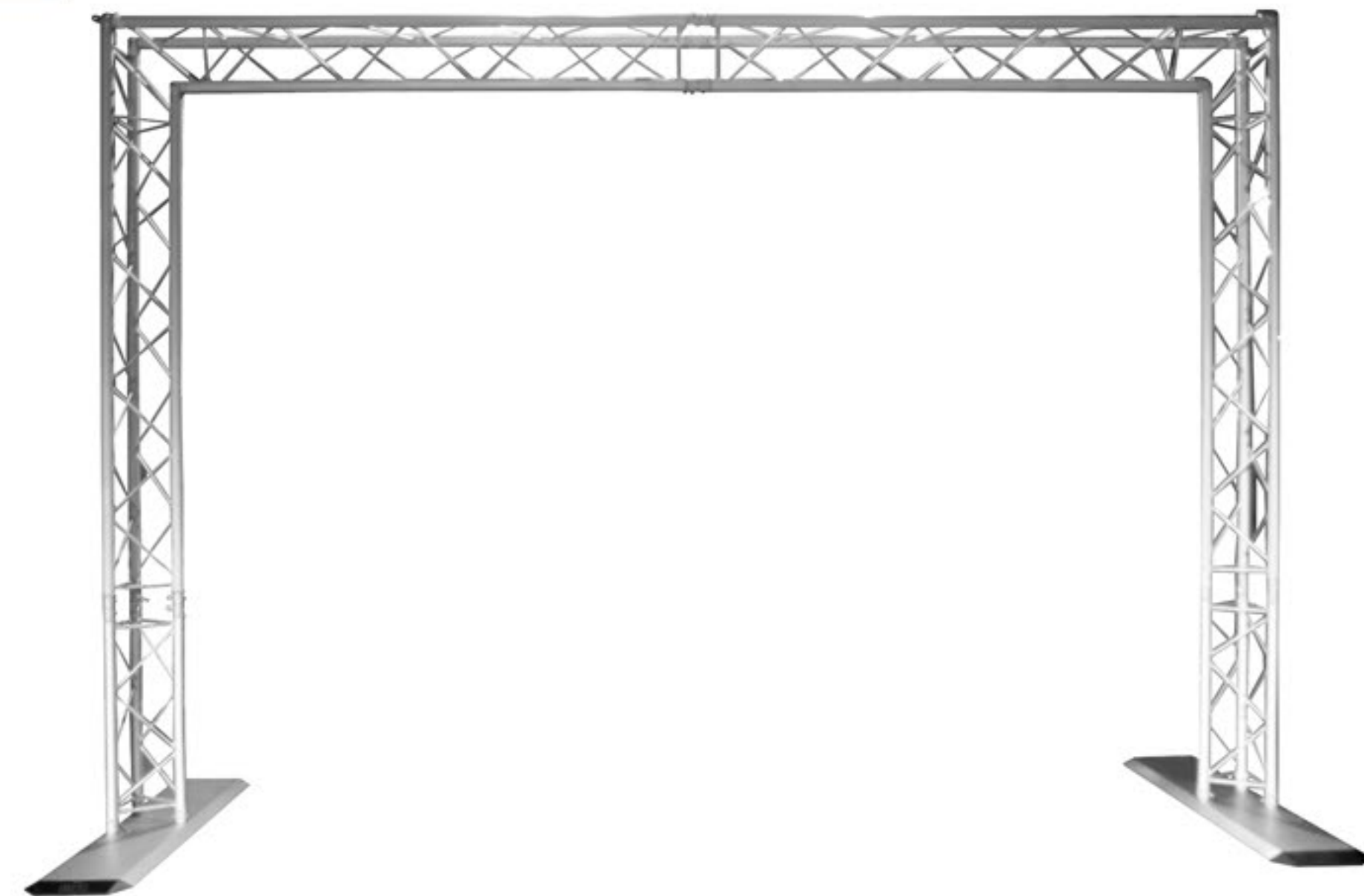
- Size: 66 x 9 x 9 in (1,680 x 230 x 230 mm)
- Compatible products: CT-CS30, CH-02, or CH-06
- Compartments: 2
- Weight: .7 lb (0.3 kg)



CHS-TR3 carry bag sold separately



Shown with included T-bar supporting 2 m truss (not included) and as speaker stand.



Goal Post Kit

The Trusst Goal Post Kit provides the perfect location to mount lights and hang backdrops such as the popular MotionDrape LED, for a professional presentation. It assembles in minutes using numbered sections. For added value and versatility, the lightweight aluminum truss can be assembled at two different heights. To simplify transportation, use the optional, custom-designed Trusst CHS-Goal bag to carry the entire kit on the road.

- Size (assembled): 11.2 x 3.8 x 7.7 ft (3.4 x 1.1 x 2.3 m)
- Weight: 98 lb (44.4 kg)



CHS-Goal bag (sold separately)



Quick Release Pin System

QUICK TRUSS HARDWARE



QT-Conical

Trusst QT-CONICAL replaces lost or misplaced conical connectors used to assemble the Trusst QT-GOAL Kit.

- Weight: 1 lb (0.45 kg)
- 4 conical connectors



QT-Pin12

Trusst QT-PIN12 replaces lost or misplaced spigots and cotter pins used to assemble the Trusst QT-GOAL Kit.

- Weight: 1 lb (0.45 kg)
- 12 Spigots
- 12 Cotter Pins



QT-Snap

Trusst QT-SNAP replaces lost or misplaced snap pins used to assemble the Trusst QT-GOAL Kit.

- Weight: 1 lb (0.45 kg)
- 6 Snap Pins

GLO TOTEMS

Trusst Glo Totems are all-in-one collapsible and portable Totem kits that make it easier than ever to add an extra dimension of elegance and excitement to your show. Available in three sizes (1.5 m, 2 m, and 2.5 m), each system includes four tubes, top and bottom plates, fire retardant scrim, carry bag for tubes, and all connecting hardware. Made of lightweight aluminum for easy transportation, setup, and breakdown, they assemble with the same conical connection system as other Trusst products. Stress-free assembly with no screws or tools, additional mounting holes for lighting fixtures, and convenient integrated carrying handles in the bases make these a perfect addition to your rig.



Carry Bag Included

2 m Glo Totem


- Size (Top Plate): 11.8 in x 11.8 in (300 x 300 mm)
- Weight: 39.2 lb (17.8 kg)
- Length: 6.56 ft (2 m)
- Size (Base Plate): 23.6 x 23.6 in (600 x 600 mm)

1.5 m Glo Totem

- Size (Base Plate): 23.6 x 23.6 in (600 x 600 mm)
- Weight: 34.3 lb (15.6 kg)
- Length: 4.92 ft (1.5 m)
- Size (Top Plate): 11.8 in x 11.8 in (300 x 300 mm)



SCRIMS



Shown with 2 m stick (sold separately)

Convenient carry bag Included

2 m Truss Scrim CT-SC20W

- Weight: 0.6 lb (0.3 kg)
- Length: 6.56 ft (2.0 m)



Tripod not included

Convenient carry bag Included

Speaker Stand Scrim CT-SCDUO

- Weight: 0.6 lb (0.3 kg)
- Height: 4 to 7 ft (1.2 to 2.1 m)
- Leg width: 3.5 to 4.5 ft (1 to 1.4 m)

Scrim Clamp

CTG-35SCX2


The Scrim Clamp allows you to attach the top of a tripod scrim securely and safely to the upright pole of any tripod stand. The Scrim Clamp eliminates the need for zip-ties or other less than optimum attachment methods for a clean, secure, professional look.



TOTEM SPEAKER ADAPTOR

CT-CONSPK

This Trusst Totem speaker adaptor allows you to mount a speaker securely and safely on top of a truss Totem. The speaker stand adaptor eliminates the need for ratchet straps or zip-ties to secure the speaker, for a clean, professional look. Made of solid aluminum with a M10 threaded hole in the base, it includes an M10 bolt and washer for attachment to the Totem top plate. The adaptor is 1 3/8 in (35 mm) in diameter and 3 in (75 mm) long and accommodates most standard speaker stand mounts.



LOAD RATING CHARTS

CT290 truss sections are manufactured using 50 mm (1.97") diameter x 2 mm (.08") wall main tube and 20 mm (.79") x 2 mm (.08") wall diagonal tube, 6082-T6 aluminum alloy. The box truss is 290 mm x 290 mm (11.42" x 11.42") square.

| Span (feet) | 3.28 | 6.56 | 9.84 | 13.12 | 16.40 | 19.69 | 22.97 | 26.25 | 29.53 | 32.81 | 36.09 | 39.37 | 42.65 | 45.93 | 49.21 | 52.49 |
|---------------------|--------|--------|--------|--------|--------|--------|--------|--------|--------|--------|--------|--------|--------|--------|--------|--------|
| Center load (lb) | 6103.3 | 4567.8 | 3037.7 | 2270.8 | 1808.7 | 1499.1 | 1276.7 | 1108.9 | 977.3 | 871.3 | 783.5 | 709.9 | 646.8 | 592.2 | 544.1 | 501.6 |
| Deflection (inches) | 0.04 | 0.12 | 0.28 | 0.51 | 0.83 | 1.18 | 1.61 | 2.09 | 2.64 | 3.27 | 3.94 | 4.69 | 5.51 | 6.38 | 7.32 | 8.35 |
| Uniform load (lb) | 6103.3 | 6094.5 | 6075.5 | 4541.5 | 3616.7 | 2998.7 | 2554.1 | 2217.0 | 1954.4 | 1741.7 | 1566.6 | 1420.7 | 1292.6 | 1185.2 | 1088.0 | 1001.8 |
| Deflection (inches) | 0.04 | 0.16 | 0.35 | 0.67 | 1.02 | 1.46 | 2.01 | 2.60 | 3.31 | 4.06 | 4.92 | 5.87 | 6.89 | 7.99 | 9.17 | 10.43 |

IMPERIAL

Loading figures only valid for static loads and spans with two supporting points. If dynamic loads or wind loads are involved, or more supporting points are applied, contact a structural engineer.

METRIC

| Span (m) | 1 | 2 | 3 | 4 | 5 | 6 | 7 | 8 | 9 | 10 | 11 | 12 | 13 | 14 | 15 | 16 |
|-------------------|--------|--------|--------|--------|--------|--------|--------|--------|-------|-------|-------|-------|-------|-------|-------|-------|
| Center load (kg) | 2768.4 | 2071.9 | 1377.9 | 1030.0 | 820.4 | 680.0 | 579.1 | 503.0 | 443.3 | 395.2 | 355.4 | 322.0 | 293.4 | 268.6 | 246.8 | 227.5 |
| Deflection (mm) | 1 | 3 | 7 | 13 | 21 | 30 | 41 | 53 | 67 | 83 | 100 | 119 | 140 | 162 | 186 | 212 |
| Uniform load (kg) | 2768.4 | 2764.4 | 2755.8 | 2060.0 | 1640.5 | 1360.2 | 1158.5 | 1005.6 | 886.5 | 790.0 | 710.6 | 644.4 | 586.3 | 537.6 | 493.5 | 454.4 |
| Deflection (mm) | 1 | 4 | 9 | 17 | 26 | 37 | 51 | 66 | 84 | 103 | 125 | 149 | 175 | 203 | 233 | 26.5 |

For complete specifications, visit Trusst.com | Specifications subject to change without notice.